

The STAMP 4S Teacher Login option can be used to:

- Access test taker results
 - View information (both summary and detail)
 - Create reports
 - Create download files
- Monitor testing progress
 - Use the screen to track test takers' progress through the test
 - Determine how test taker name was entered
- Determine when grading is complete
 - Reading and Listening scores are available when the test taker completes the section
 - Writing and Speaking scores are typically available within 3 to 5 business days

Three access levels are available:

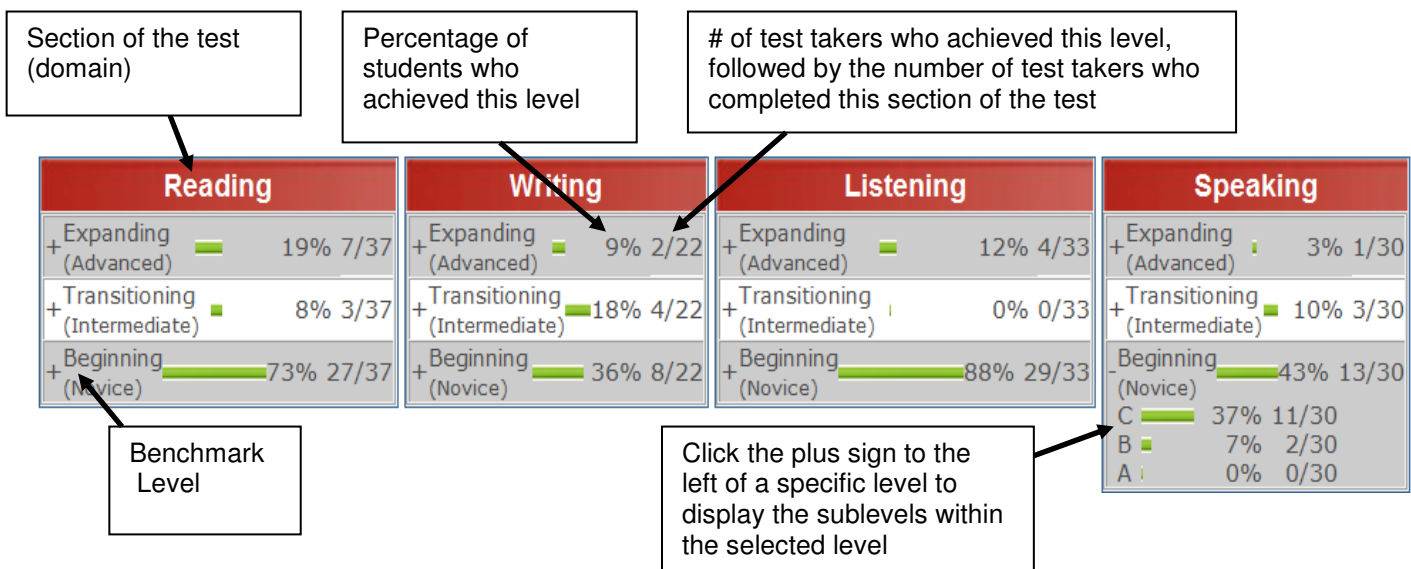
- **District/organization-wide** – allows access to STAMP 4S testing results for all testing groups within the organization (usually school district or university)
- **School/sub-organization-wide** – allows access to STAMP 4S testing results for all testing groups within the sub-organization (usually school or university department)
- **Class/Testing Group** - allows access to STAMP 4S testing results for all test takers associated with a specific testing group

Accessing Test Results

- Go to <https://stamp4s.avantassessment.com/>
- Click the **Teacher Login** button
- Enter the **Test Code** and **Password**
- Click the **Login** button
- Click the link under the **Accessing Test Results** heading

The Summary Charts

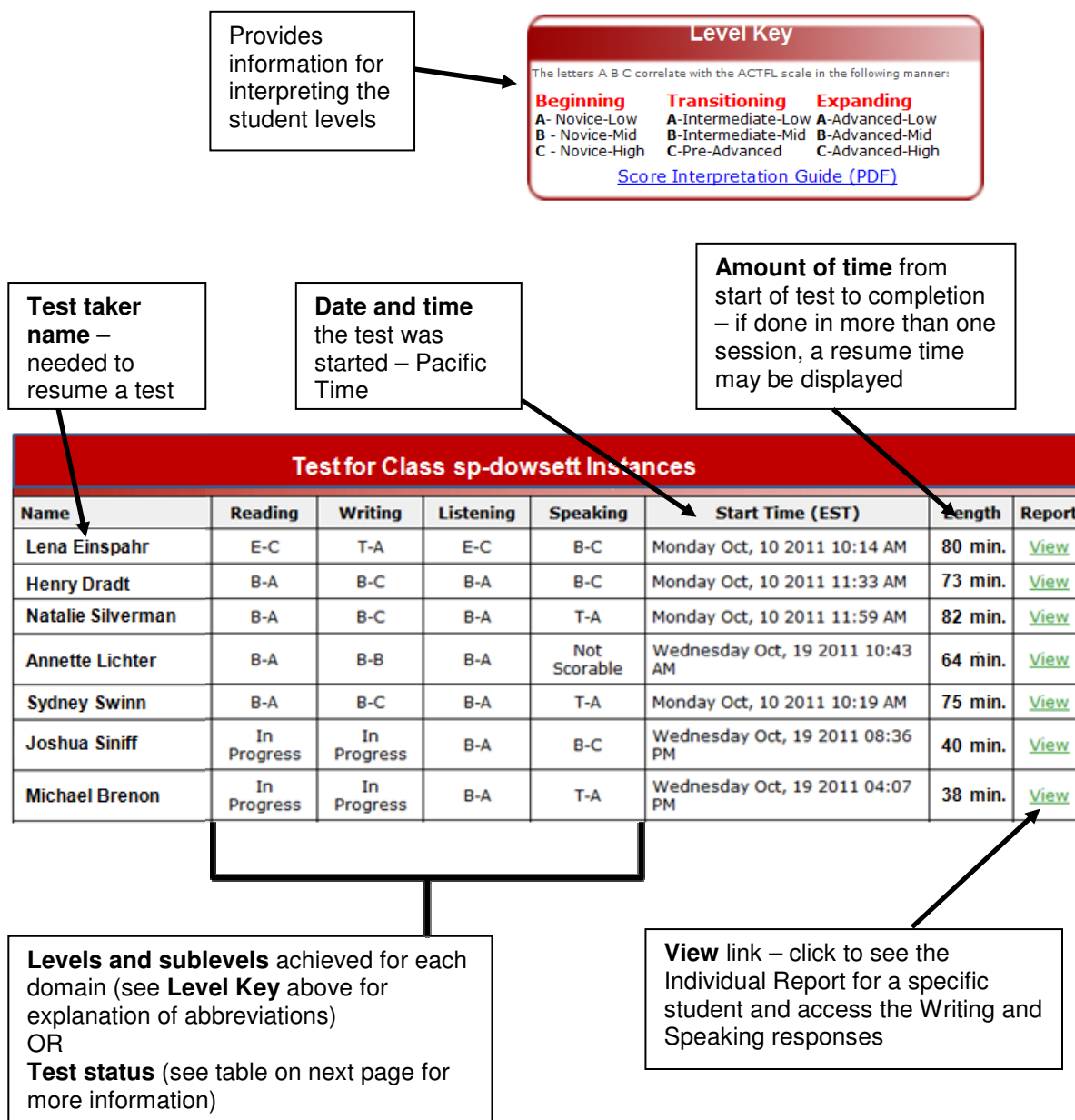
The initial screen shows summary charts for each section of the test: Reading, Writing, Listening and Speaking.



Test Taker Lists

The Test Taker lists show test information for each test taker. These lists will start to show data as soon as the test taker completes the Student Profile screen. Reading and Listening scores are available as soon as the test taker completes the section (refresh the page for updates). Writing and Speaking scores are typically available in 3 to 5 business days. They may be available sooner, so check the test results screen periodically to determine the grading progress.

If you are using a district/organization or school/sub-organization viewing code, use the View Summary feature to drill-down to the desired class/testing group.



Explanation of Test Status Messages shown on the Test Taker List

Progress Message	Domain(s)	Explanation
In Progress	Reading Writing Listening Speaking	The test taker has at least one item left to complete in this section.
Test Completed	Writing Speaking	This section of the test is complete, but grading is not complete for one or more responses.
Not Ratable	Writing Speaking	<p>Graders were not able to rate any of the samples in the section. Review the test taker's response to determine the cause. Possible reasons for "Not Ratable" Writing or Speaking items include:</p> <ul style="list-style-type: none"> • Non-target language – The sample is not in the target language. • Off-topic – The sample does not relate to item topic. • Violent/Profane – The sample includes violent or inappropriate language. <p>Other possible reasons for "Not Ratable" Speaking items include:</p> <ul style="list-style-type: none"> • No audio – The test taker clicked NEXT without recording. • No speaking – A Speaking sample was submitted, but it only has background noise or is not understandable.

Scores – What Does the Minus Sign Mean?

A minus sign after the sublevel for a Writing or Speaking score indicates that the test taker did not submit three complete samples. This serves as an alert that limited evidence was available to establish the score.

Individual Reports

The **Individual Reports** show the reading, writing, listening and speaking levels attained on the STAMP 4S test for each test taker. They communicate in clear, direct language what test takers at each level are **generally** able to do.

- Click **View** on the Test Taker list to access the Individual Report for a specific test taker
- Click **Class Batch Reports** to create reports for all test takers on the list
 - For best results, wait until all testing and grading is complete
- To print the report, use your browser's print function
- You can create a PDF version of the report if your printer selection includes a PDF writer

Each test taker's report has a scoring graphic for each section of the test. This inverted pyramid has a yellow-filled area that depicts the level/sublevel attained. The level and sublevel are also shown in the red bar for each section of the test.

For the Writing and Speaking phases of the test, an additional blue-filled area will appear if the test taker had one test item that scored at a higher level. This serves as an alert that the test taker is operating across a range of proficiency levels with this skill. This situation is quite common for test takers in the Novice and Intermediate ranges, mostly due to limited topic exposure and control.

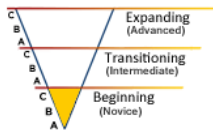
For Reading and Speaking sections of the test you may also see a **Scaled Score** to the right of the level and sublevel. These can be used to track student progress within the sublevels. See the **Score Interpretation Guides** (at www.avantassessment.com/support) for more information. This information is not available with the German or English test at this time. Scaled Scores are not available for some earlier versions of the test and will display with a **Scaled Score** of 0.05.

Individual Report for **Carly Antinu** Language: **Spanish** 01/17/2012 03:16 PM

Reading BEGINNING C

Scaled Score : 558.0

Interpretive

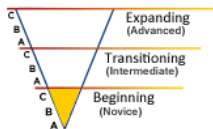


Students who are reading at Beginning proficiency are characterized by :

- reliance of learned phrases and basic vocabulary
- ability to recognize the purpose of basic texts

Writing BEGINNING C

Presentational



Writing Sample Breakdown

- [Sample 1](#) - Beginning C
- [Sample 2](#) - Beginning C
- [Sample 3](#) - Beginning C

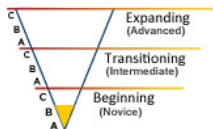
Students who are writing at Beginning proficiency are characterized by :

- able to communicate basic information through lists of words and some memorized patterns
- recombine learned vocabulary and structures to create simple non-formulaic sentences on very familiar topics

Listening BEGINNING B

Scaled Score : 494.0

Interpretive

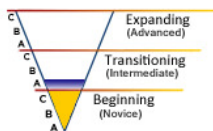


Students who are listening at Beginning proficiency are characterized by :

- understands a core of simple, formulaic utterances

Speaking BEGINNING C

Presentational



Speaking Sample Breakdown

- [Sample 1](#) - Beginning C
- [Sample 2](#) - Beginning C
- [Sample 3](#) - Transitioning A

Students who are speaking at Beginning proficiency are characterized by :

- able to communicate basic information through lists of words and some memorized patterns
- understand common words and expressions

For the Writing and Speaking sections, click on the Sample 1, Sample 2 or Sample 3 link to read or hear the test taker's actual response for each specific task.

Line Item Summary Download

The Line Item Summary download creates an Excel file that includes student profile information along with the test taker test results and other test-taking data. From spreadsheet you can create a customized report with just the fields you want, and sort it however you would like.

For example:

- Sort by test **Status** to quickly see test takers who need to finish the test
- Sort by **Speaking Score** to determine if any test takers had “Not Ratable” speaking responses
- Sort by one or more of the family-related profile fields and analyze scores for test takers with family-member impact
- Use the file as a basis for uploading test results to your student information system
- And more!

To create the download file:

- Click **Line Item Summary**, located near the bottom of most screens
- Follow the instructions on your screen, which may vary depending on your computer setup

A portion of the file is shown below. Information in the file falls into three groups:

- **Test Taker Login and Profile Information** - columns A, B, C, D, E, F, O, P, Q, R, S, T, U, V, W, X, Y, Z
- **Testing Group Information** – column G
- **Test Results/Test Status** – columns H, I, J, K, L, M, N

	A	B	C	D	E	F	G	H	I	J	K	L	M
1	Name	StudentID / OtherID	First Name	Last Name	DOB	Grade	Language	Reading Score	Writing Score	Listening Score	Speaking Score	Start Time (EST)	Test Length
2	Savanna Newton	12345	Savanna	Newton	11/1/2001	5	Spanish	EC	TA	EC	BC	10/10/2011 10:14 AM	43 min.
3	Claire Flores	23456	Claire	Flores	10/11/2001	5	Spanish	BA	BC	BA	BC	10/10/2011 11:33 AM	20 min.
4	Alyssa Frank	34567	Alyssa	Frank	5/1/2002	5	Spanish	BA	BC	BA	TA	10/10/2011 11:59 AM	24 min.
5	Chris Lee	45678	Chris	Lee	1/23/2002	5	Spanish	BA	BB	BA	NS	10/19/2011 10:43 AM	13 min.
6	Anna Dechant	56789	Anna	Dechant	8/1/2001	5	Spanish	BA	BC	BA	TA	10/10/2011 10:19 AM	69 min.
7	Deric Arnold	67890	Deric	Arnold	9/7/2001	5	Spanish	BA	BC	BA	BC	10/19/2011 08:36 PM	19 min.
8	Cameron Sump	78901	Cameron	Sump	4/1/2000	5	Spanish	BA	BB	BA	TA	10/19/2011 04:07 PM	5 min.
9	Bernardo Kosmeder	89012	Bernardo	Kosmeder	6/20/2001	5	Spanish	BA	BC	BA	TA	10/19/2011 08:56 PM	9 min.
10	Jonah Roden	90123	Jonah	Roden	2/28/2001	5	Spanish	BA	BC	BA	BC	10/10/2011 03:39 PM	13 min.
11	Anna Beskind	12121	Anna	Beskind	1/7/2001	5	Spanish	BA	BC	BA	BC	10/19/2011 03:56 PM	6 min.
12	Matthew Godin	21212	Matthew	Godin	8/26/2001	5	Spanish	BA	BB	BA	NS	10/19/2011 08:59 AM	28 min.
13	Angie Horner	34343	Angie	Horner	10/20/2001	5	Spanish	BA	BB	BA	BC	10/19/2011 09:11 PM	8 min.
14	Zoe Bernier	43434	Zoe	Bernier	11/24/2001	5	Spanish	BA	BC	BA	EA	10/11/2011 02:24 PM	17 min.
15	Bradley Dobai	56565	Bradley	Dobai	10/28/2001	5	Spanish	TC	BC	BA	EA	10/17/2011 06:36 PM	37 min.
16	Katherine Brooke	65656	Katherine	Brooke	5/15/2001	5	Spanish	EA	NS	BA	EA	10/24/2011 01:47 PM	20 min.
17	Samantha Bergin	78787	Samantha	Bergin	7/13/2001	5	Spanish	EA	NS	BA	EA	10/24/2011 01:47 PM	0 min.
18	Bailey Page	87878	Bailey	Page	3/24/2001	5	Spanish	EA	BC	EB	NS	10/09/2011 05:36 PM	90 min.
19	Max Setty	90909	Max	Setty	10/11/2001	5	Spanish	BA	TA	BA	BC	10/10/2011 03:17 PM	11 min.
20	Angie Bakshi	15621	Angie	Bakshi	9/15/2001	5	Spanish	EC	TB	EC	BC	10/10/2011 02:38 PM	24 min.
21	Holly Anna	12485	Holly	Anna	9/28/2001	5	Spanish	BA	TA	BA	EA	10/10/2011 02:14 PM	20 min.
22	Nina O'Brien	34631	Nina	O'Brien	7/18/2001	5	Spanish	BA	TA	BA	NS	10/19/2011 03:33 PM	4 min.
23													
24													
25													

Summary Chart Download

In many cases, a screen print of the Summary Charts on the test results screen will meet your needs for graphical presentation of the summary information. However, if you prefer to create a different style of chart or graph, the Summary Chart download makes it easy to create an Excel file with the information from the Summary Charts.

To create the download file:

- Click **Summary Chart**, located near the bottom of most screens
- Follow the instructions on your screen, which may vary depending on your computer setup.

The resulting Excel file will have summary information for each level (Beginning, Expanding and Transitioning) and also for each sublevel (Beginning A, Beginning B, Beginning C, Transitioning A, Transitioning B, etc.)

There are eight columns of information for each line. For each domain, there is a column that displays the total number of test takers at the level and the total percent of test takers at the level. See example below.

	A	B	C	D	E	F	G	H	I
1	Chinese Simplified Summary From '07/19/2011' to '01/19/2012' for Class s4s-cs-abc-def-1999-ghi-1-t								
2	Level	Reading Totals	Reading %	Writing Totals	Writing %	Listening Totals	Listening %	Speaking Totals	Speaking %
3	Expanding	10	14.0%	63	91.0%	8	11.0%	58	84.0%
4	Expanding C	2	2.0%	0	0.0%	1	1.0%	0	0.0%
5	Expanding B	3	4.0%	9	13.0%	2	2.0%	0	0.0%
6	Expanding A	5	7.0%	54	78.0%	5	7.0%	58	84.0%
7	Transitioning	31	44.0%	6	8.0%	41	59.0%	6	8.0%
8	Transitioning C	10	14.0%	0	0.0%	12	17.0%	0	0.0%
9	Transitioning B	12	17.0%	0	0.0%	16	23.0%	0	0.0%
10	Transitioning A	9	12.0%	6	8.0%	13	18.0%	6	8.0%
11	Beginning	29	41.0%	0	0.0%	20	28.0%	3	4.0%
12	Beginning C	11	15.0%	0	0.0%	16	23.0%	3	4.0%
13	Beginning B	17	24.0%	0	0.0%	4	5.0%	0	0.0%
14	Beginning A	1	1.0%	0	0.0%	0	0.0%	0	0.0%
15									
16									

Before creating a chart, separate the Levels from the Sublevels on the spreadsheet. Then select either just the Levels or just the Sublevels to create the desired level of detail for your chart.

