


Quick Guide

What is a Language Portfolio?

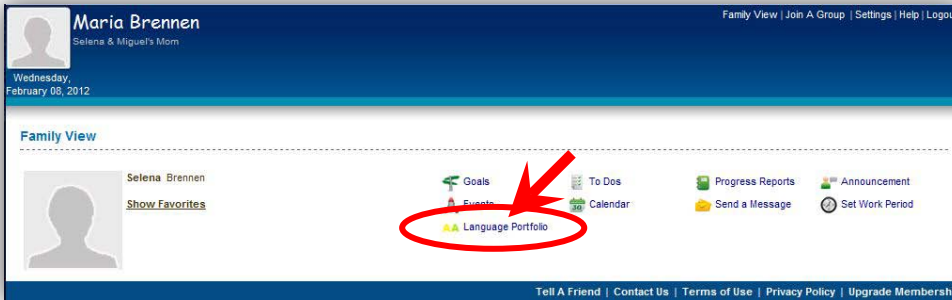
The Language Portfolio is a control panel within iCAN[®] Parent used to view evidence of their child’s language development and progress. The student’s language portfolio includes evidence, Goals, and I Can verification.

Accessing iCAN[®]

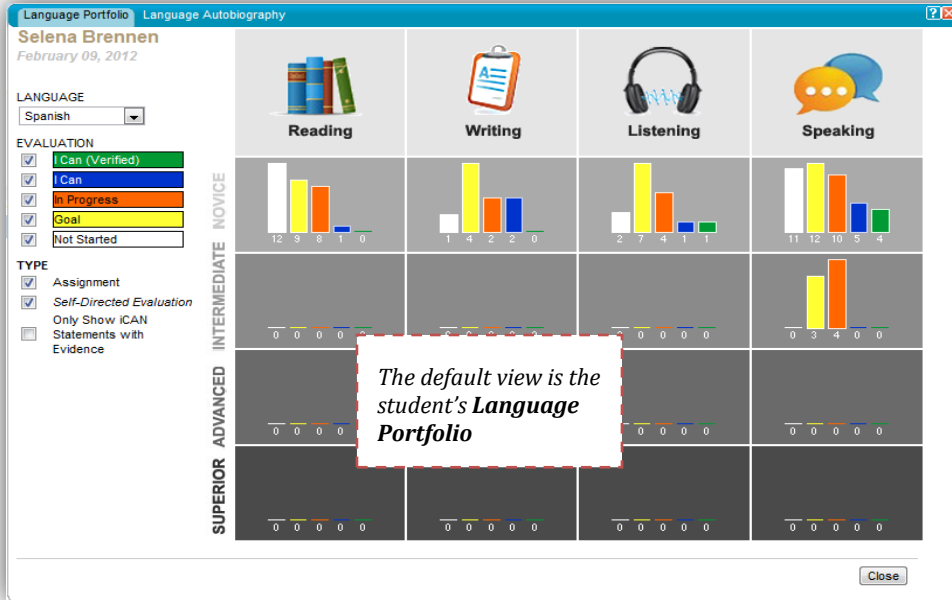
1. Open an Internet browser and go to <http://ican.avantassessment.com>. Login into iCAN[®]. Your child’s school will provide login and password information. The welcome page will display the first time iCAN[®] is accessed. To close the welcome message, click the [X].



2. Click the **Language Portfolio** link.



Quick Guide



If your child is taking more than one language, select the language from the dropdown list.

Evaluation:

- **I Can (verified)** – teacher evaluated and approved
- **I Can** – student's evaluation that he/she **can do**
- **In Progress** – student's evaluation that the work is **in progress**, not verified
- **Goal** – student has identified as a **Goal**
- **Not Started** – No activity on the **I Can** statement

Type:

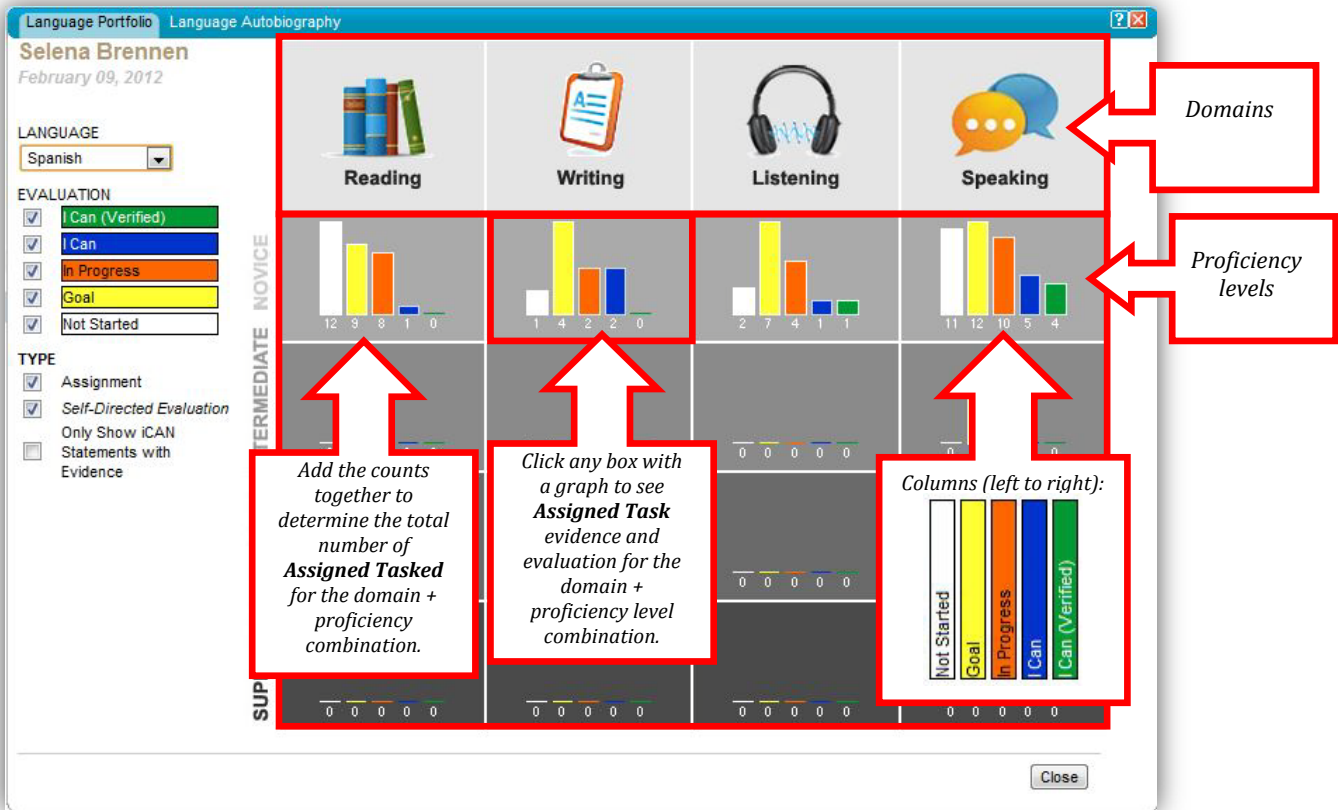
- **Assignment** – Evaluations on **Assigned Tasks**; shows your child's progress with assigned tasks.
- **Self-Directed Evaluation** – Student's **Goals, In Progress and I Can** evaluation; shows your child's progress with personal goals.
- **Only show I Can Statements with Evidence** – **I Can** statements with attached evidence; must also select **Assignment and/or Self-Directed Evaluation**.
- Default section is **both Assignments and Self-Directed Evaluation**

Click to select / deselect the **Evaluation(s)** and **Type(s)** of activities to include. The results will automatically display.

1. Select **Assignment** to see your child's progress with assigned tasks.
2. Select **Self-Directed Evaluation** to see your child's progress with personal evaluation (Goals, In Progress and **I Can**).
3. Select **Only Show I Can Statements with Evidence** and either **Assignment, Self-Directed Evaluation** or both to see where your child is in relation to both personal goals with evidence and in completing assigned tasks where evidence has been submitted.

iCAN® **Self-Directed Evaluation** allows each student to define and manage personal learning objectives based on a set of I Can statements. The student can identify an individual I Can statement as a *Goal*, as being *In Progress*, or as *"I Can."* The student can attach evidence to show the teacher his/her abilities. The teacher can see the student's goals, review evidence and provide feedback on the submitted evidence.

Drilling into details



What are proficiency levels? iCAN includes four standards that measure the ability to create and understand the language: Novice; Intermediate; Advanced and Superior.

Novice: No functional ability; speech is limited to memorized phrases.

Intermediate: Can create with language; ask and answer simple question on familiar topics, and handle simple transactions.

Advanced: Can narrate and describe in the past, present and future timeframes and handle complicated situations.

Superior: Can support opinion, hypothesize, discuss abstract topics and handle unfamiliar situations.

There are 3 degrees of ability within each of the above proficiency levels: Low; Mid and High.

4. Click any box with a graph to see evidence and evaluations on **Assigned Tasks or Self-Directed Evaluations** for the domain and proficiency level combination.

Quick Guide

- Click any **Student Evidence** icon to see details.

LANGUAGE: Spanish	Student Evaluation	Student Evidence	Teacher Evaluation	Teacher Comments
Novice Mid				
<ul style="list-style-type: none"> I can present personal information about myself and others using words and phrases. <ul style="list-style-type: none"> I can state my name, age, and where I am from. I can present personal information about myself and others using words and phrases. <ul style="list-style-type: none"> I can describe my personality. I can ask simple questions and give simple responses on familiar topics using words, phrases, and memorized expressions. <ul style="list-style-type: none"> I can ask and answer questions about what I like and dislike. I can ask and answer questions about what I am doing. I can answer questions about where I am going. 	<ul style="list-style-type: none"> In Progress I Can I Can I Can I Can I Can 	<ul style="list-style-type: none"> Audio Evidence Audio Evidence Video Evidence Video Evidence Video Evidence Video Evidence 	<ul style="list-style-type: none"> 	<ul style="list-style-type: none">
Novice High				
<ul style="list-style-type: none"> I can describe aspects of my daily life using phrases and simple sentences. <ul style="list-style-type: none"> I can describe my family and friends. 	<ul style="list-style-type: none"> In Progress 	<ul style="list-style-type: none"> Audio Evidence 	<ul style="list-style-type: none"> 	<ul style="list-style-type: none">

Color coded student & teacher evaluation:

- Not Started
- Goal
- In Progress
- I Can
- I Can (Verified)

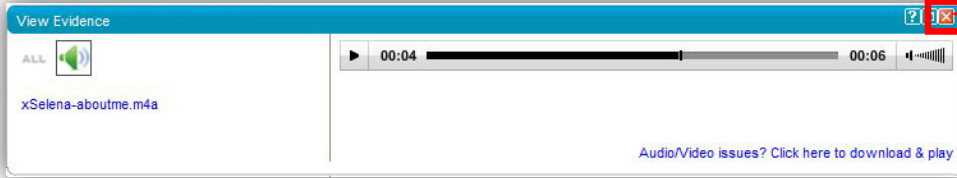
- Text evidence / evaluation
- Audio evidence / evaluation
- Video evidence / evaluation

Click the link to see details.

- To listen to audio evidence, click the audio evidence icon.

Click link to see detail. Audio file automatically plays.

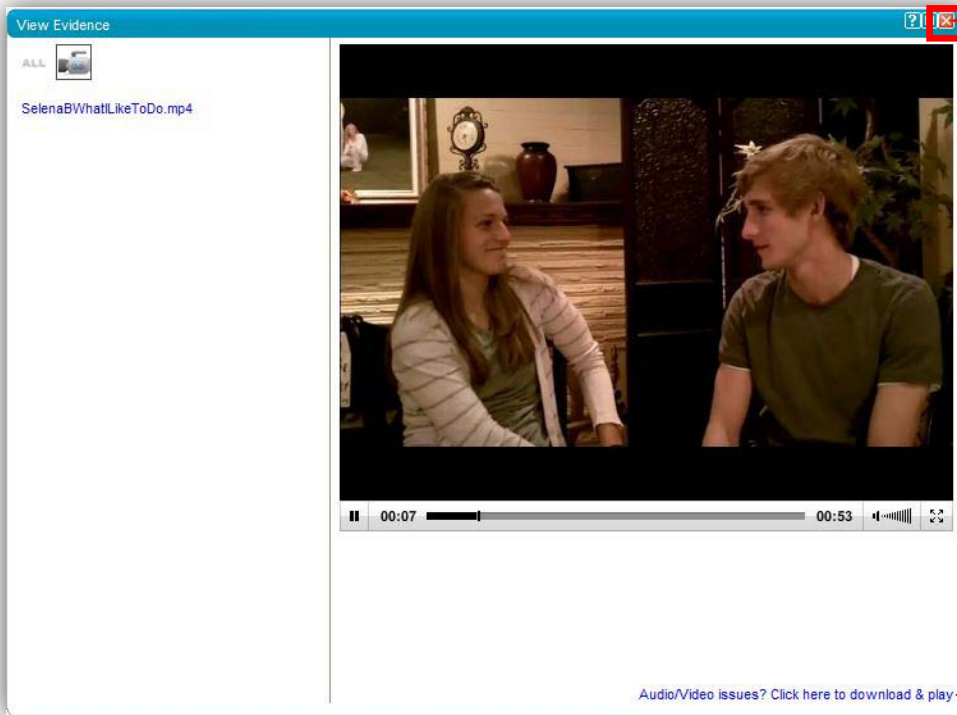
Quick Guide



7. To see video evidence, click the video evidence icon.



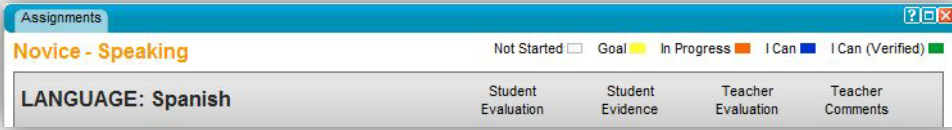
Click link to see detail. Video file automatically plays.



Quick Guide

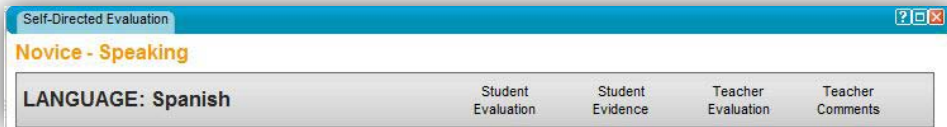
Selecting Type: Assignment Only

The resulting view will show the **Assignments** tab, displaying I Can Statements of **Assigned Tasks** at the selected evaluation levels. See the **Drilling into Details** section above for details on screen functionality.



Selecting Type: Self-Directed Evaluations Only

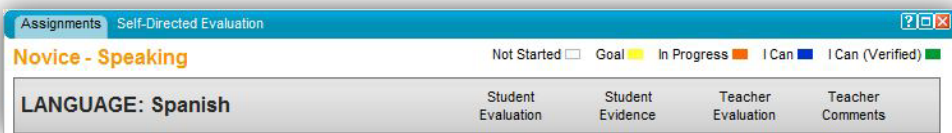
The resulting view will show the **Self-Directed Evaluation** tab, displaying I Can Statements of **Self-Directed Evaluations** at the selected evaluation levels. See the **Drilling into Details** section above for details on screen functionality.



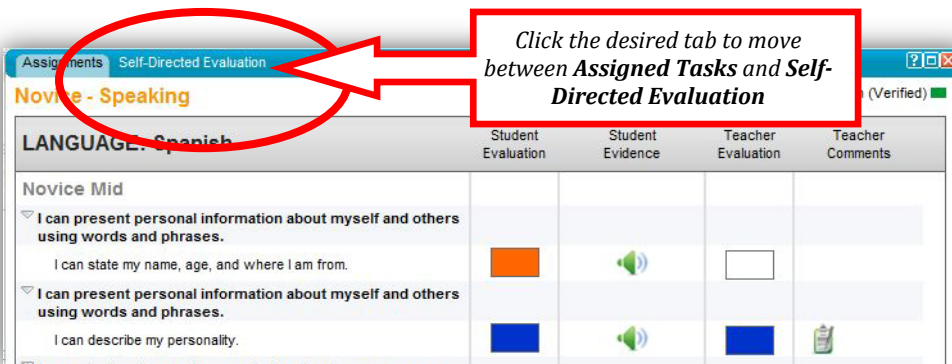
iCAN® **Self-Directed Evaluation** allows each student to define and manage personal learning objectives based on a set of I Can statements. The student can identify an individual I Can statement as a *Goal*, as being *In Progress*, or as *"I Can."* The student can attach evidence to show the teacher his/her abilities. The teacher can see the student's goals, review evidence and provide feedback on the submitted evidence.

Selecting Type: Combination – Assignment and Self-Directed Evaluations

The resulting view will show the **Assignments** tab, displaying I Can Statements of **Assigned Tasks** at the selected evaluation levels. Default view is the **Assignments** tab.



Selecting the **Only Show I Can Statements with Evidence** will limit resulting I Can statements to *ONLY* those with submitted evidence.



Quick Guide

LANGUAGE: Spanish	Student Evaluation	Student Evidence	Teacher Evaluation	Teacher Comments
Novice Low				
Novice Low: Interpersonal Speaking				
I can count to ten.	Yellow box	Clipboard icon	<input type="text"/>	
I can count to one hundred.	Blue box	Speaker icon	<input type="text"/>	
I can tell someone my phone number.	Orange box	Phone icon	<input type="text"/>	

See the **Drilling into Details** section above for details on screen functionality.