


Quick Guide

What is the Language Autobiography?

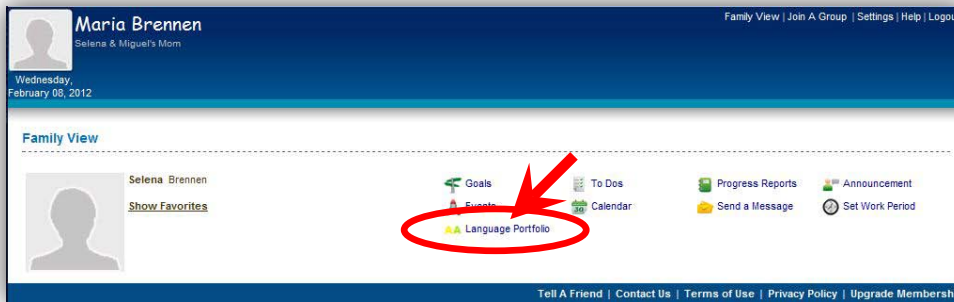
iCan[®] Language Autobiography allows each student to record his/her personal language history. Parents can access the autobiography to gain a better understanding of their child's documented background with the language.

Accessing iCAN[®]

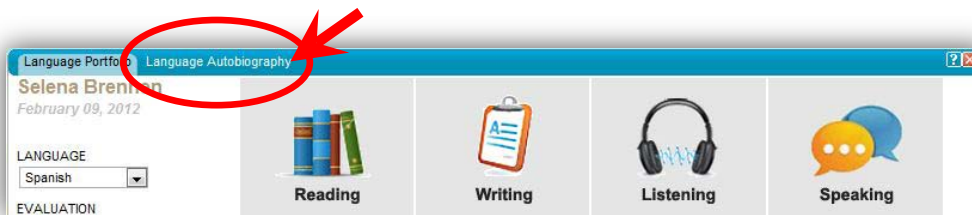
1. Open an Internet browser and go to <http://ican.avantassessment.com>. Login into iCAN[®]. Your child's school will provide login and password information. The welcome page will display the first time iCAN[®] is accessed. To close the welcome message, click the [X].




2. Click the **Language Portfolio** link



3. Click the **Language Autobiography** tab.

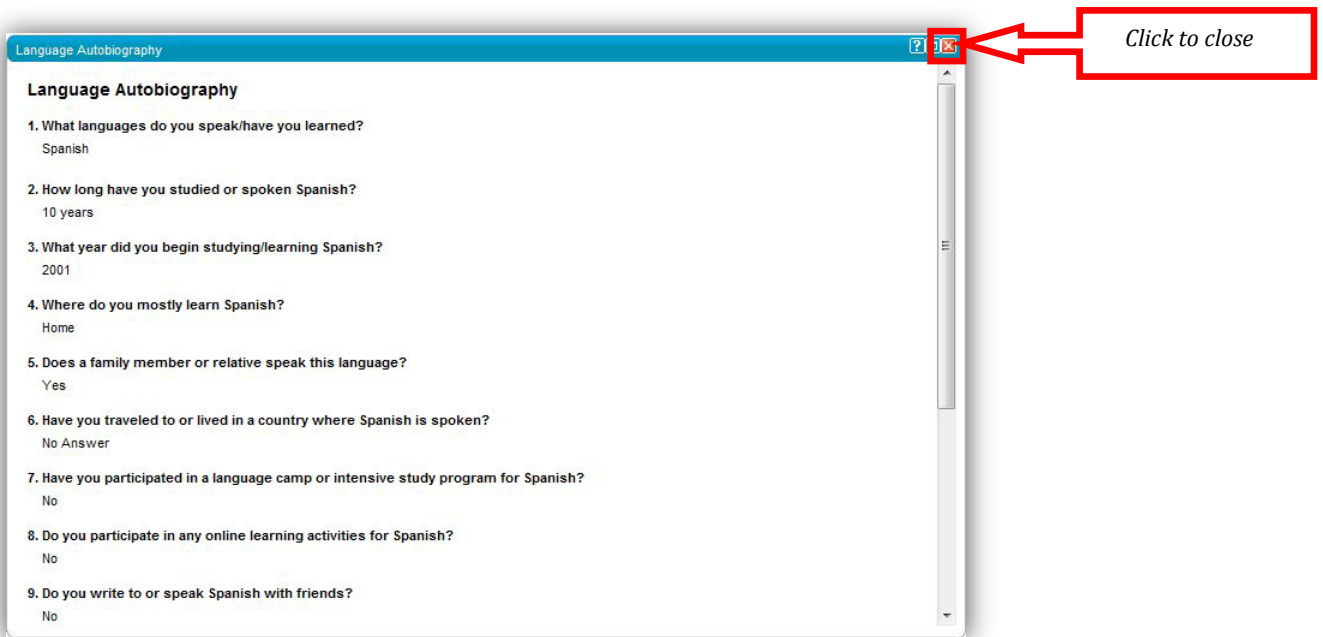


Quick Guide

- Click the  (view document) icon to select the autobiography. Click [Close] to return to the Parent – Family View menu.



The selected autobiography will automatically display.



Use the scroll bar to move up and down the page. Click [X] to close.