

Quick Guide

What is a Class Portfolio and Language Portfolio?

The Portfolio is a dashboard to view evidence for all students, Goals, and I Can verification.

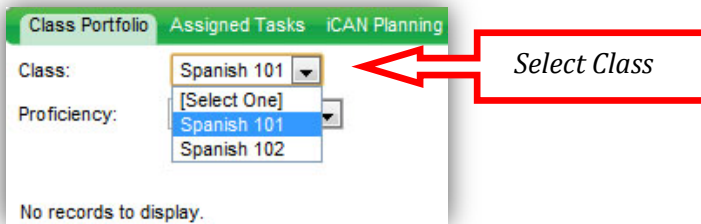
Accessing iCAN®

1. Open an Internet browser and go to <http://ican.avantassessment.com/>. Login into iCAN®.

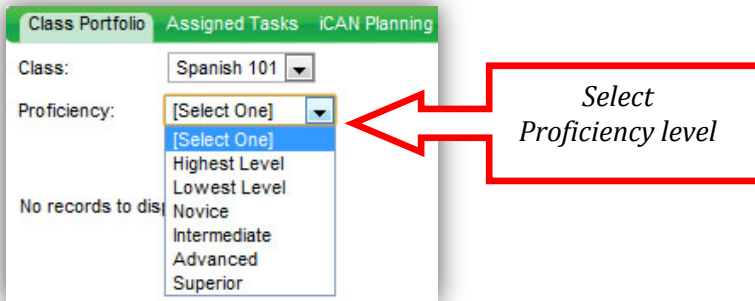


The default view is the **Class Portfolio**.

Select the **Class** from the dropdown list.



Select the **Proficiency** level from the dropdown list.

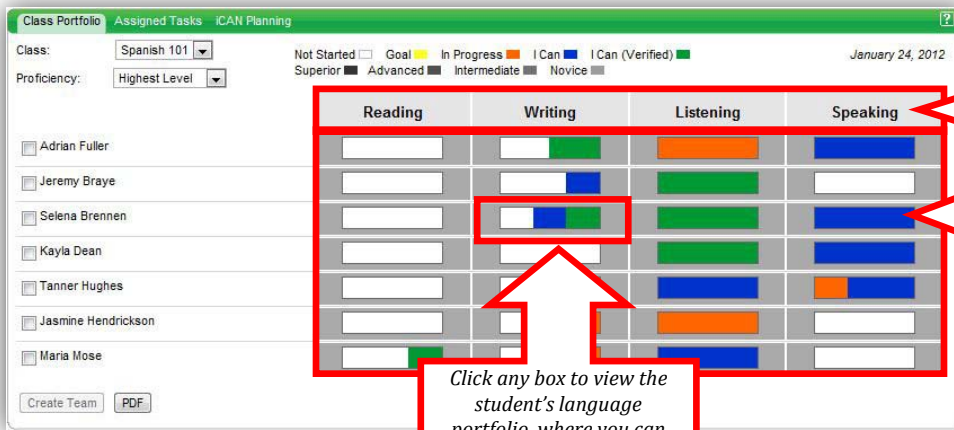


Proficiency Level:

- **Highest Level** – resulting portfolio will display the highest levels students have completed. This view highlights students who are ahead of the class and may need additional tasks that are geared toward higher levels of ability.
- **Lowest Level** – resulting portfolio will display the lowest levels students have completed. This view highlights students who are performing at the lowest level in the class. These students may need additional tasks that are geared toward moving them to higher levels of performance.
- **Novice** – resulting portfolio will display all student activity at the novice level.
- **Intermediate** – resulting portfolio will display all student activity at the intermediate level.
- **Advanced** – resulting portfolio will display all student activity at the advanced level.
- **Superior** – resulting portfolio will display all student activity at the superior level.

Quick Guide

Screen Elements



Domain

Evaluation for student + domain

Click any box to view the student's language portfolio, where you can drilldown to see **Assigned Task** evidence and evaluation for the domain + proficiency level combination.

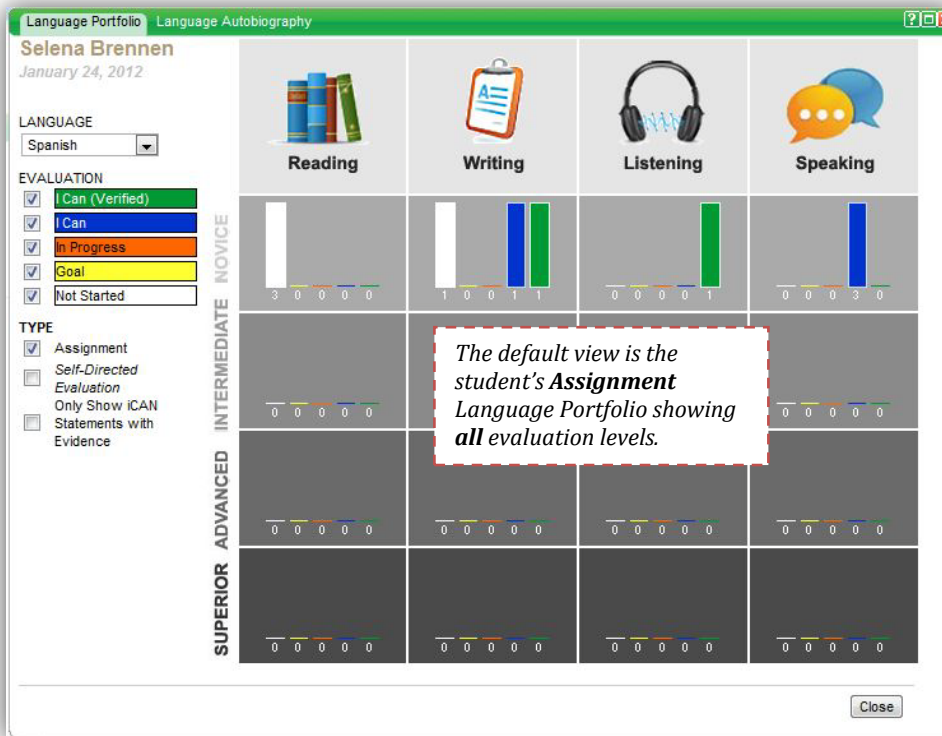
Not Started
Goal
In Progress
I Can
I Can (Verified)

Columns (left to right), actual colors displayed depend upon student evidence and teacher evaluation.

Novice
Intermediate
Advanced
Superior

Box outline color indicates proficiency level. In the above image, all students with evidence are at the Novice level.

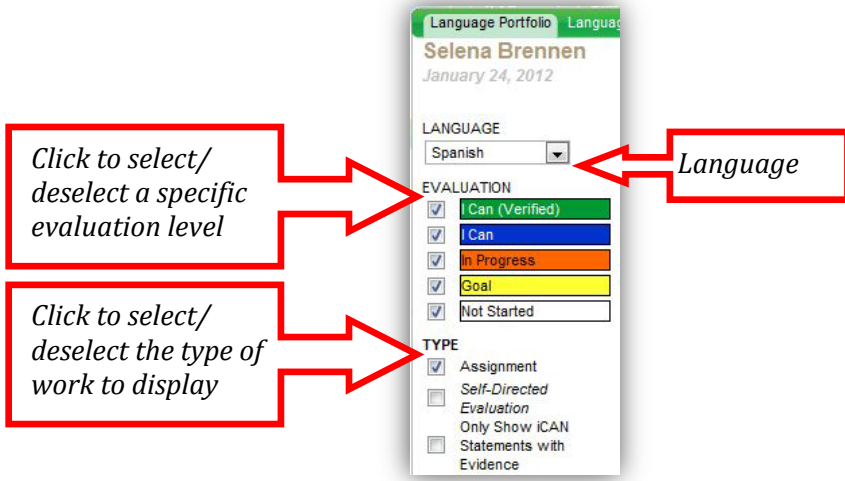
Click any box to see detail on the student's language portfolio.



The default view is the student's **Assignment** Language Portfolio showing **all** evaluation levels.

Quick Guide

The language will default to the language of the class.



Evaluation:

- **I Can (verified)** – teacher evaluated and approved
- **I Can** – student’s evaluation that **I Can**.
- **In Progress** – student’s evaluation that the work is **in progress**, not verified
- **Goal** – student has identified as a **Goal**
- **Not Started** – No activity on the **I Can** statement

Type:

- **Assignment** – Evaluations on **Assigned Tasks**; shows where student stands relative to assignments.
- **Self-Directed Evaluation** – Student’s **Goals, In Progress and I Can** evaluation; shows where student stands relative to personal goals.
- **Only show I Can Statements with Evidence** – **I Can** statements with attached evidence; must also select **Assignment** and/or **Self-Directed Evaluation**.

Click to select / deselect the **Evaluation(s)** and **Type(s)** of activities to include. The results will automatically display.

1. Select **Assignment** to see where the student stands related to assigned tasks.
2. Select **Self-Directed Evaluation** to see where the student stands related to personal evaluation (Goals, In Progress and I Cans).
3. Select **Only Show I Can Statements with Evidence** and either **Assignment, Self-Directed Evaluation** or both to see where the student stands related to both personal evaluation and assigned tasks where evidence has been submitted.

What are proficiency levels? iCAN includes four standards that measure the ability to create and understand the language: Novice; Intermediate; Advanced and Superior.

Novice: No functional ability; speech is limited to memorized phrases

Intermediate: Can create with language; ask and answer simple question on familiar topics, and handle simple transactions

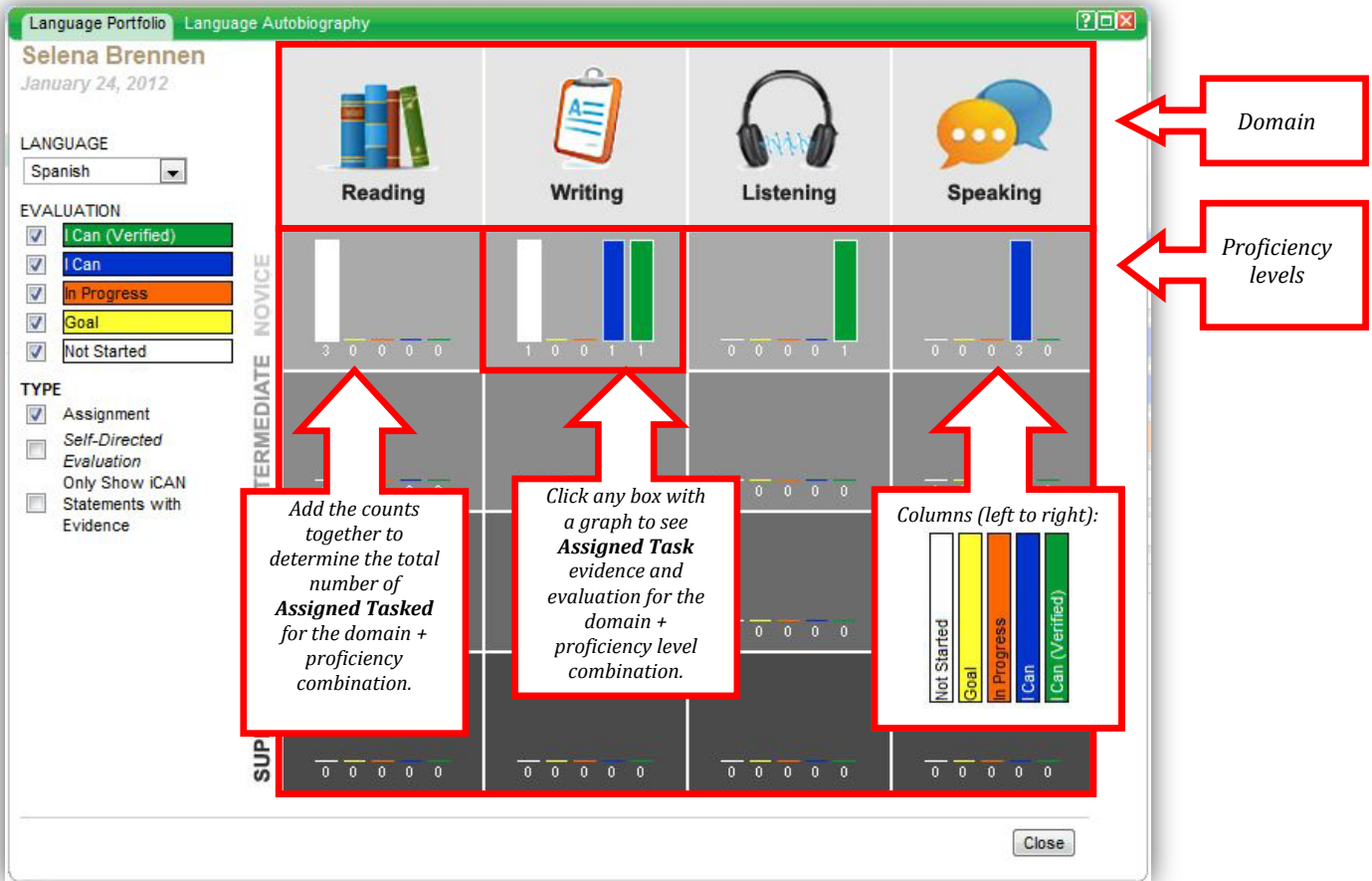
Advanced: Can narrate and describe in the past, present and future timeframes and handle complicated situations.

Superior: Can support opinion, hypothesize, discuss abstract topics and handle unfamiliar situations.

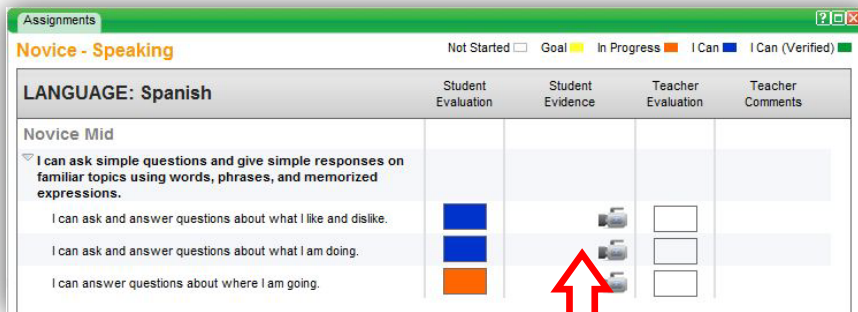
There are 3 degrees of ability within each of the above proficiency levels: Low, Mid and High.

Quick Guide

Drilling into details



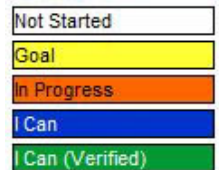
1. Click any box with a graph to see **Assigned Task** evidence and evaluation for domain and proficiency level combination.



Click any **Student Evidence** icon to see details.

Click any icon to see detail

Color coded student & teacher evaluation:



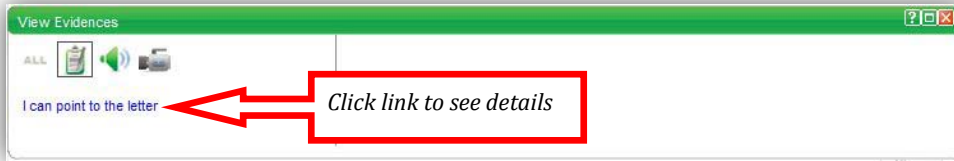
Text evidence / evaluation

Audio evidence / evaluation

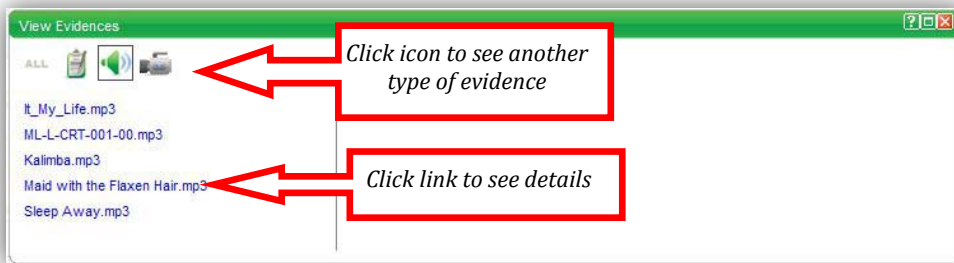
Video evidence / evaluation

Quick Guide

- Click the link to see details.



- To listen to audio evidence, click the audio evidence icon.



Click link to see detail. Audio file automatically plays.

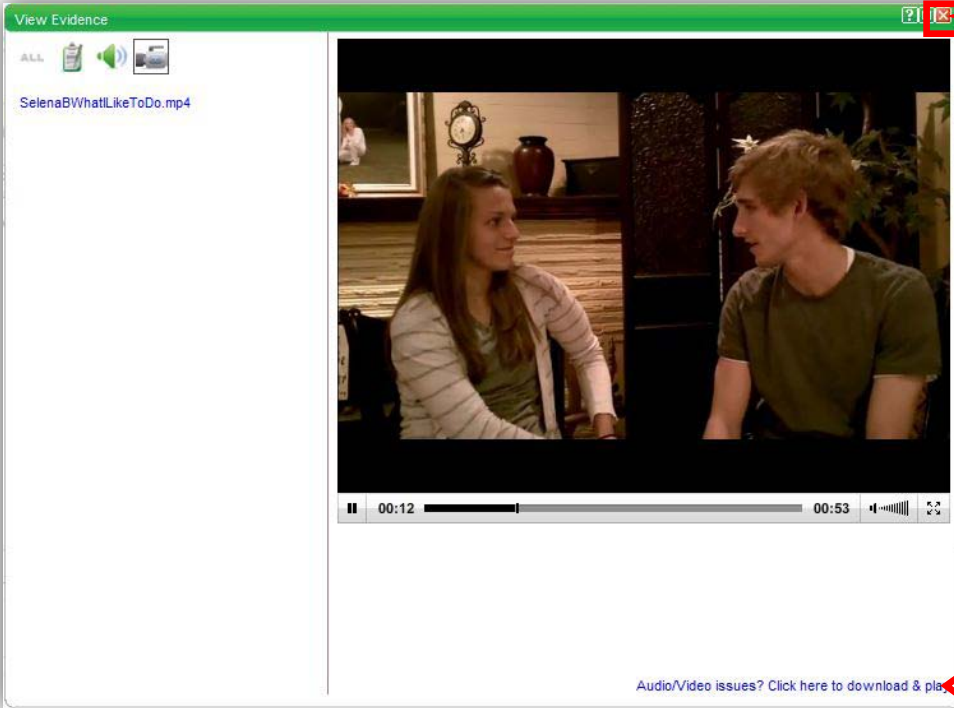


- To see video evidence, click the video evidence icon.



Click link to see detail. Video file automatically plays.

Quick Guide



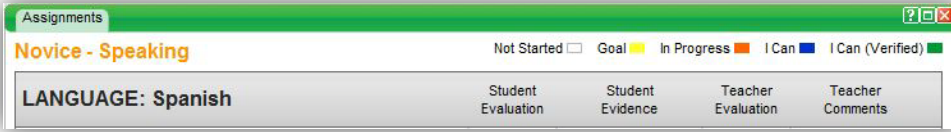
The screenshot shows a video player window titled "View Evidence". The video content shows a young woman and a young man in a conversation. The video progress bar indicates 00:12 of 00:53. There are two red callout boxes with arrows pointing to specific elements:

- The top-right corner of the video player window, containing a close button (an 'X' icon), with the text "Click to close".
- A link at the bottom of the video player that reads "Audio/Video issues? Click here to download & play", with the text "Click this link to download and play using a media player on your computer".

Quick Guide

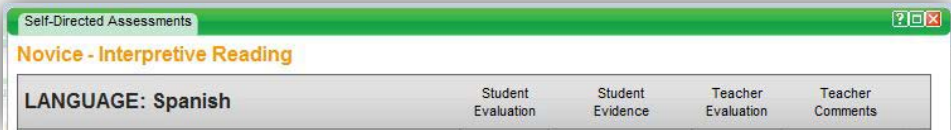
Selecting Type: Assignment Only

The resulting view will show the **Assignment** tab, displaying I Can Statements of **Assigned Tasks** at the selected evaluation levels. See the **Drilling into Details** section above for details on screen functionality.



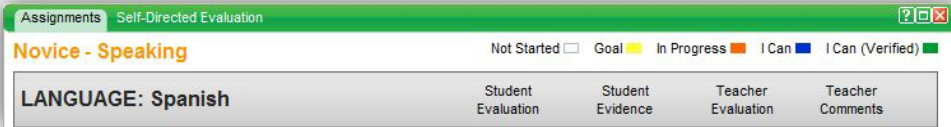
Selecting Type: Self-Directed Assessments Only

The resulting view will show the **Self-Directed Evaluations** tab, displaying I Can Statements of **Self-Directed Evaluations** at the selected evaluation levels. See the **Drilling into Details** section above for details on screen functionality.

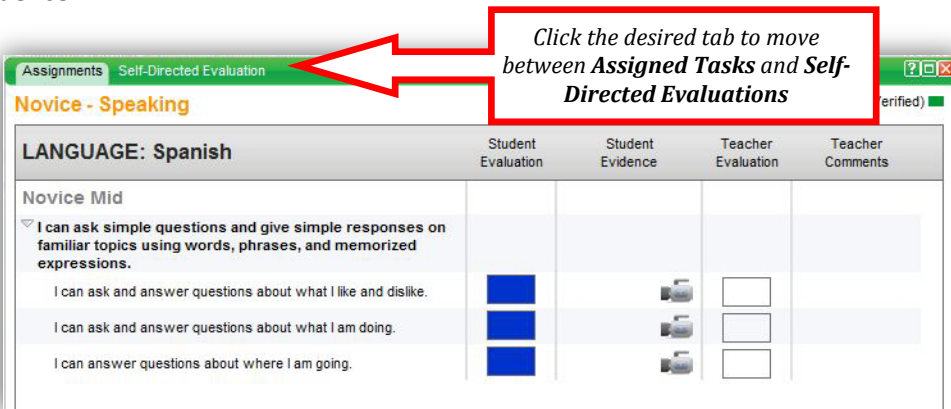


Selecting Type: Combination – Assignment and Self-Directed Evaluations

The resulting view will show the **Assignment** tab, displaying I Can Statements of **Assigned Tasks** at the selected evaluation levels. Default view is the **Assignments** tab.



Selecting the **Only Show I Can Statements with Evidence** will limit resulting I Cans to **ONLY** those with submitted evidence.



Quick Guide

Assignments		Self-Directed Evaluation		
Novice - Speaking				
LANGUAGE: Spanish	Student Evaluation	Student Evidence	Teacher Evaluation	Teacher Comments
Novice Low				
I can greet people in a polite way using single words and memorized phrases.				
I can say hello to a person I do not know.	<input checked="" type="checkbox"/>		<input type="checkbox"/>	
I can say hello to an adult.	<input checked="" type="checkbox"/>		<input type="checkbox"/>	
I can say hello to my teacher.	<input checked="" type="checkbox"/>		<input type="checkbox"/>	
I can say hello to someone my age or younger.	<input checked="" type="checkbox"/>		<input type="checkbox"/>	
I can answer simple questions using one or more words.				
I can respond to a yes/no question.	<input type="checkbox"/>		<input type="checkbox"/>	
I can answer an either/or question.	<input type="checkbox"/>		<input type="checkbox"/>	
I can answer questions about my preferences using one or more words or memorized phrases.				
I can respond to a question about my preferences.	<input type="checkbox"/>		<input type="checkbox"/>	
I can answer an either/or question about my preferences.	<input type="checkbox"/>		<input type="checkbox"/>	

See the **Drilling into Details** section above for details on screen functionality.