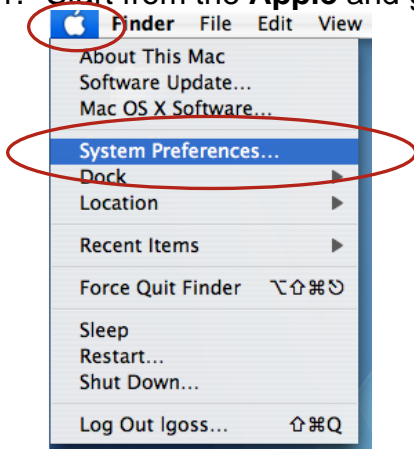


# CHARACTER ACTIVATION GUIDE

## Chinese Simplified – Mac OS X

To activate Simplified Chinese Characters for your Macintosh OS X system, please follow these 7 simple steps.

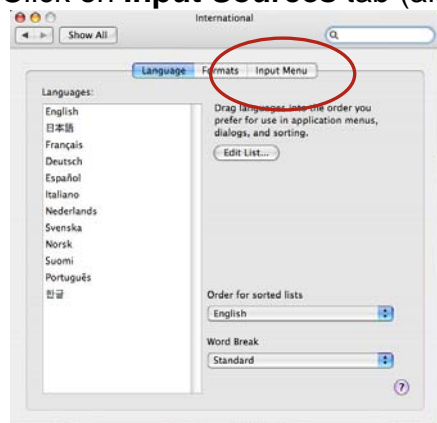
1. Start from the **Apple** and go to **System Preferences**.



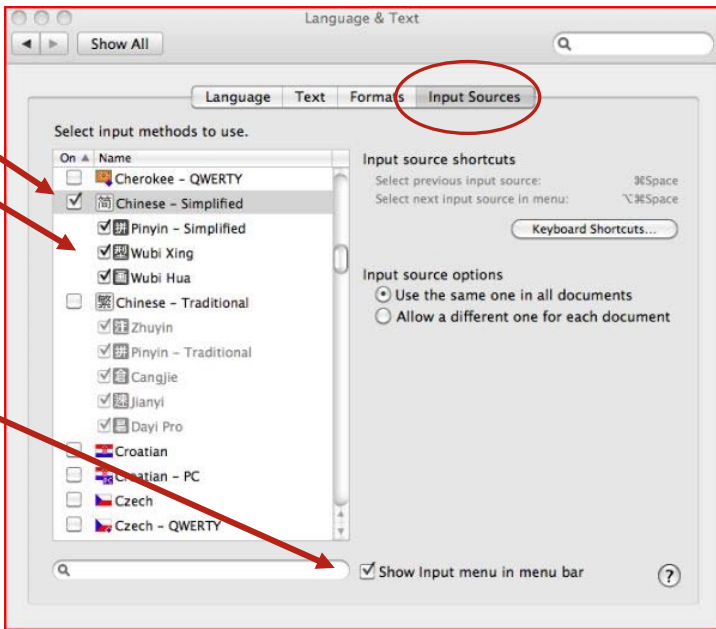
2. Click on **Language & Text** (also called **International** in earlier OS X versions).



3. Click on **Input Sources** tab (also called **Input Menu** in earlier OS X versions).



- 5.4. Select the **Chinese – Simplified** input method.
- 7.5. At the bottom, Click to select the **Show input menu in menu bar** option.



- 8.6. Click on the **flag** in the top right corner of your desktop and choose a Chinese Simplified character set.



- 7. Practice typing in Chinese characters in the Chinese Simplified Practice Test at <http://www.stampstest.net>.